



# myMarket

Report



How

is

the

market?

Tauranga & Mt.Maunganui | Summer 2018

# The latest property market update for the **Tauranga & Mt.Maunganui region**. Helping you with your property decisions.

**Within the Tauranga & Mt.Maunganui area, Mount Maunganui has the highest median dwelling price of \$834k. This demonstrates growth of 4.8% across the year, and a change of 1.8% across the quarter.**

With the median dwelling price for New Zealand currently \$670k, 5 suburbs of Tauranga & Mt.Maunganui are above the national average, demonstrating that the area is highly sought after.

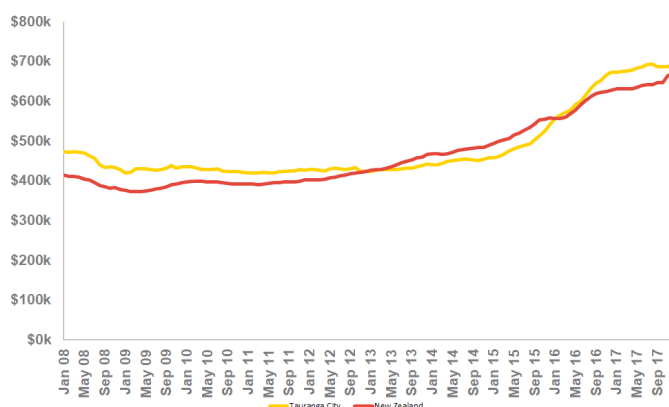
Tauranga & Mt.Maunganui is also performing more weakly with New

Zealand as a whole with median price performance of 3.2% from Tauranga City respectively compared to 6.6% nationally.

The last three months have seen 398 sales across Tauranga & Mt.Maunganui and 2,007 over the past year. The suburbs with the most sales were Papamoa Beach with 692 and Mount Maunganui with 501 sales over the past 12 months.

Since 2008, the best performing region has been Tauranga City with growth of 44.1%.

## House Price Index



## Current Value & Recent Change



### New Zealand

**\$670k**

Median dwelling price

+3.6%

Qtr change

+6.6%

Yearly change



### Tauranga City

**\$694k**

Median dwelling price

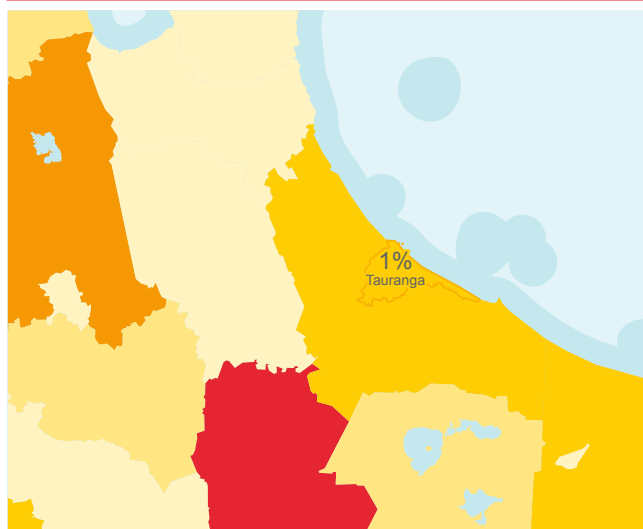
+1.0%

Qtr change

+3.2%

Yearly change

## 3 Month Value Change



# Tauranga Market Update

**Gate Pa has performed consistently over the past five years with median value growth of 76.4%.**

The median value of a dwelling in Gate Pa is now \$459,900 which is 5.0% up from the same time last year.

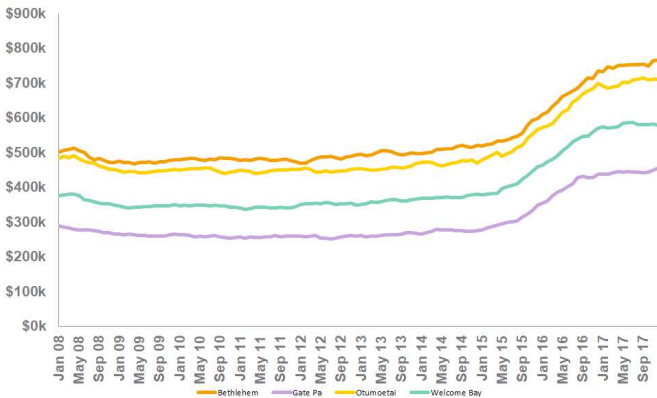
There were 118 sales over the past 12 months in Gate Pa and there were 29 listings on the market last month.

In Welcome Bay, the median value of a dwelling is now \$581,100 which represents growth of 65.6% over the past five years and gains of 1.2% over the past year.





There are 3,045 dwellings in Welcome Bay with 192 selling over the past 12 months and 70 listings on the market last month.

The smallest suburb in the area is Gate Pa which has just 2,068 dwellings. Values here for dwellings have grown by 5.0% over the past 12 months, and the median value is now \$459,900.

## Median Suburb E-Valuer



## Current Value & Recent Change

	Welcome Bay	<b>\$581k</b>	+0.1%	+1.2%
	Median dwelling price		Qtr change	Yearly change
	Gate Pa	<b>\$460k</b>	+3.8%	+5.0%
	Median dwelling price		Qtr change	Yearly change
	Otumoetai	<b>\$713k</b>	+0.5%	+3.2%
	Median dwelling price		Qtr change	Yearly change
	Bethlehem	<b>\$770k</b>	+2.8%	+4.9%
	Median dwelling price		Qtr change	Yearly change

# Mt. Maunganui Market Update

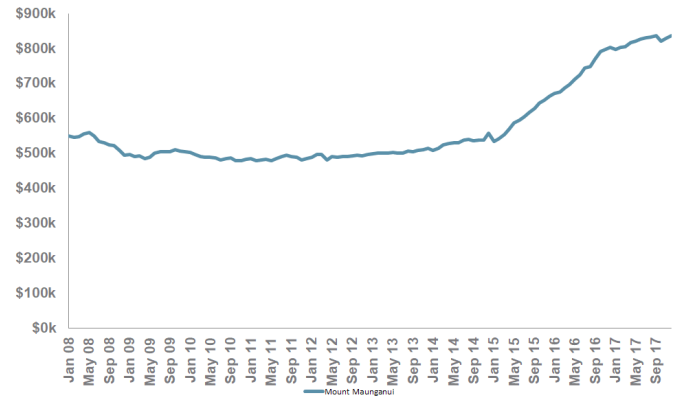
**Mount Maunganui has performed consistently over the past five years with median value growth of 67.0%.**

The median value of a dwelling in Mount Maunganui is now \$834,400 which is 4.8% up from the same time last year.

There were 501 sales over the past 12 months in Mount Maunganui and there were 140 listings on the market last month.

The smallest suburb in the area is Mount Maunganui which has just 9,158 dwellings. Values here for dwellings have grown by 4.8% over the past 12 months, and the median value is now \$834,400.

## Median Suburb E-Valuer



## Current Value & Recent Change

	Mount Maunganui	<b>\$834k</b>	+1.8%	+4.8%
	Median dwelling price		Qtr change	Yearly change

# Papamoa Beach Market Update

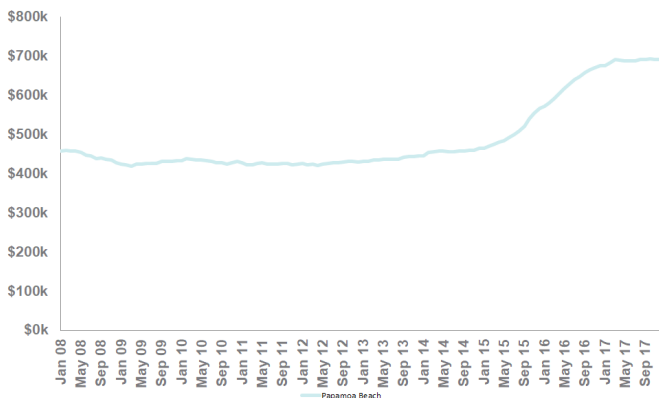
**Papamoa Beach has performed consistently over the past five years with median value growth of 60.1%.**

The median value of a dwelling in Papamoa Beach is now \$688,900 which is 2.1% up from the same time last year.

There were 692 sales over the past 12 months in Papamoa Beach and there were 210 listings on the market last month.

The smallest suburb in the area is Papamoa Beach which has just 9,397 dwellings. Values here for dwellings have grown by 2.1% over the past 12 months, and the median value is now \$688,900.

## Median Suburb E-Valuer



## Current Value & Recent Change



Papamoa Beach

**\$689k**

Median dwelling price

-0.4%  
Qtr change

+2.1%  
Yearly change

# Pyes Pa Market Update

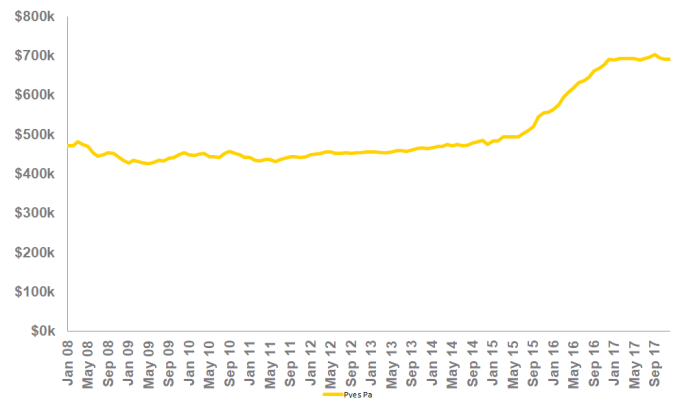
**Pyes Pa has performed consistently over the past five years with median value growth of 52.6%.**

The median value of a dwelling in Pyes Pa is now \$695,600 which is 0.8% up from the same time last year.

There were 208 sales over the past 12 months in Pyes Pa and there were 88 listings on the market last month.

The smallest suburb in the area is Pyes Pa which has just 2,727 dwellings. Values here for dwellings have grown by 0.8% over the past 12 months, and the median value is now \$695,600.

## Median Suburb E-Valuer



## Current Value & Recent Change



Pyes Pa

**\$696k**

Median dwelling price

+0.1%  
Qtr change

+0.8%  
Yearly change



If you're looking to sell, buy or rent,  
we can connect you with your local  
Harveys office today.

myMarket  
Report



Contact Us On:

## **Mt Maunganui**

### **Quay Bay of Plenty Ltd**

2 Tay Street

Mt Maunganui

07 281 1713

07 281 1716

themount@harveysproperty.nz

All Harveys offices are Licensed REAA 2008



harveys.co.nz